



Impartial, independent expertise for Justice

Corporate Membership



“We are delighted to be partnering with the EWI, an organisation for whom we have great respect. Both the judiciary and medical royal colleges have highlighted the value of focussed training and CPD for expert witnesses. The EWI have a great track record in delivering this and beyond that they provide a forum for networking, advice and a voice for the expert witness community. Their approach complements the support we offer to the expert witnesses on our panel, who strive for excellence in their work.”

MAPS Medical Reporting

Who are we?

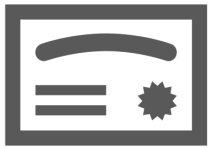
The Expert Witness Institute is the voice of the Expert Witness community; championing experts from all professional disciplines and the lawyers who use their services.

Our mission is to support the proper administration of justice and the early resolution of disputes through high-quality expert evidence from specialists.




Why Join?

As an organisation, you will benefit from:




Profile, Status
and
Recognition



Development
of your
workforce



Partnership,
Networking,
and Advocacy



Reduced fees
for staff/panel
members

“We are proud to be associated with the EWI, with its great values and standards that are in line with our own. With expert witnesses rightly being under ever greater scrutiny, we aim to develop our partnership with EWI to ensure expert witnesses are properly trained and skilled for the betterment of the justice system as a whole.”

Somek and Associates

Who can Join?

Corporate Membership is open to any organisation who employs or manages a panel of experts.

There are two levels based on the level of vetting and quality assurance undertaken by the organisation.

Corporate Member	These organisations will be able to demonstrate that they check their experts' CV, proof of registration with their professional body, and provide professional indemnity insurance. They should also encourage their experts to engage in Continuing Professional Development. There must be a minimum of one EWI member on the management team.
Corporate Partner	In addition to the above requirements, Corporate Partners will be able to demonstrate that they check the quality and compliance of expert reports prior to the acceptance of an expert witness onto their staff/panel and have systems in place to keep staff panel members up-to-date as well as identifying, dealing with and resolving any issues and poor practice. There must be a minimum of one EWI member on the management team.

Profile, Status and Recognition

- Use of the EWI logo on your corporate website and letterhead
- Recognition of your role in assuring the quality of experts
- Organisation entry on the EWI “Find an Expert” directory on the EWI website
- Automatic admission to appropriate level of membership for your staff/panel members (depending on level of vetting undertaken by organisation)
- Member referral service – Corporate member contact details made available to potential instructing parties
- Staff or panel members who are Full, Certified and Fellow Members can use the designated EWI Member logo and postnominals to indicate they have met the technical, legal and quality standards for EWI membership.
- Nominate staff for EWI Working Groups



“Our Corporate Partnership with the EWI confirms the importance that we as a company place on quality assurance and a commitment to best practice.”

Applied Psychology Solutions

Development of your workforce

- Access to our competency framework
- Pathway to enable staff to acquire the core competencies needed to act as an expert witness
- Training to support development of core competencies
- Those signed up as members will be entitled to the discounted member rate to attend EWI training courses, workshops and events including the Annual Conference
- Other staff/panel members will be entitled to a 10% discount on Training and Events
- Provisional members will have access to the EWI mentoring scheme
- Reduced rate, tailored, in-house training courses available to corporate members
- Availability of the latest information and updates on expert witnesses to keep up to date and pass on to employees
- Link to EWI and assurance that associates can access resources thus maintaining standards
- Access to the EWI helpline for the named contact



“It is a privilege to have such an established professional body support our experts, through the provision of training, teaching and revalidation.”

Resolve Medicolegal



Partnership, Networking and Advocacy

- Networking opportunities for staff and associates at EWI events and conferences
- Work with us to extend access to your internal training provision to other Experts
- Ability to shape EWI work/services through working groups
- Ability to work with EWI in lobbying key stakeholders in matters of common interest

“We are very happy to be part of an institute whose purpose it is to support expert witnesses, provide expert services and lobby key organisations on our behalf.”

Somek and Associates

Reduced fees for staff/panel members

- Free vetting and membership for lead contact
- Passing on value to staff/panel member through discounted application and membership fees
- Discounted application fees for staff/panel members:

Membership Level	People working for a Corporate Member	People working for a Corporate Partner
Prospective	FREE	FREE
Provisional	FREE	FREE
Full	FREE	FREE
Certified	25% off	25% off

- Membership fees for staff/panel members:

	People working for a Corporate Member	People working for a Corporate Partner
Level of discount	15%	20%

- You can choose to be invoiced for staff/panel members or EWI will apply relevant discounts to their individual invoices
- Promotional materials for the Corporate Member/Partner to pass on to your staff



“We are pleased to work with the EWI to continually promote and facilitate increasing standards to provide the courts with high quality independent opinion.”

Premier Medical

As an organisation, you will be expected to:

- Retain one named contact who will be a full member of the EWI
- Actively promote and encourage staff/panel members to become members of the EWI and attend events
- Have processes in place to ensure the quality of experts
 - A **Corporate Member** will demonstrate that they check their experts' CV, proof of registration with their professional body, and professional indemnity insurance and encourage them to engage in Continuing Professional Development
 - In addition to the requirements for Corporate Members a **Corporate Partner** will demonstrate that they regularly check the quality and compliance of expert reports and have systems in place to identify, deal with, and resolve issues and bad practice.
- Ensure staff/panel members meet the EWI's published standard for reports
- Ensure that the Corporate Member logo is only placed on your corporate website and letterhead. These are not to be placed on staff/panel member pages, CVs or other documentation. Staff/panel members who join as an Full, Certified or Fellow Member will be able to use the appropriate personal member logo.

Next steps

Please use the contact form at www.ewi.org.uk/Contact to state your interest in applying.

We will then provide you with a registration link which will enable you to apply for membership.

As part of your application, organisations will need to provide

- Company details
- Information about the areas of expertise covered by the organisation and geographical coverage
- Details of your vetting and quality assessment procedures (as applicable to the category you are applying for).

Potential Corporate members and partners will be assessed to make sure they have the appropriate procedures in place for their package level.

Full details of the requirements for each level and membership fees can be found at: www.ewi.org.uk/corporate

For more information or an informal discussion you can...

 **Check out the website:** www.ewi.org.uk/corporate

 **Call the team:** 020 3880 0064

 **Email us:** membership@ewi.org.uk



Why not sign up to our free monthly newsletter for the latest:

- ▶ Expert Witness news
- ▶ Tips to improve your practice
- ▶ Information and Guidance
- ▶ Case law
- ▶ Training and Events

www.ewi.org.uk/signup



www.ewi.org.uk

Contact us

membership@ewi.org.uk

020 3880 0064

